



D5.6 Project Website

Gynaecological Endoscopic Surgical Education and Assessment for Europe
Project Number: 101101180

Funded by the European Union. Views and opinions expressed are however those of the author(s) only and do not necessarily reflect those of the European Union or the Health and Digital Executive Agency (HaDEA). Neither the European Union nor the granting authority can be held responsible for them.



Co-funded by
the European Union

TITLE OF PROJECT	GESEA4EU
FULL TITLE OF PROJECT	Gynaecological Endoscopic Surgical Education and Assessment for Europe - Project Number: 101101180
TITLE OF THIS DOCUMENT	Project Website
NUMBER OF THIS DOCUMENT	D5.6
DISSEMINATION LEVEL	PUBLIC (PU)
DUE DATE	30 April
ACTUAL DELIVERY	24 April
VERSIONING HISTORY	
AUTHOR(S)	Sally Reynolds & Shabnam Barati, ATiT
EXECUTIVE SUMMARY	<p>The GESEA4EU website as an extension of the GESEA website. It was developed in the initial 3 months of the project and went live at the end of April to coincide with the official launch of GESEA4EU at the end of M3. .</p> <p>This deliverable accompanies the website which is available at https://gesea.eu/gesea4eu/ and gives a summary its current status and plans for its development in the coming months.</p>

Table of Contents

Introduction	4
Current sections of the website	4
About	4
Screenshots from Concepts and Methodology	5
Screenshots from Training Methodology	6
GESEA Learning Modules	7
Partners.....	7
Events.....	7
News	8
Contact Us	8
Next steps	9

Introduction

As described in D5.1, the Dissemination and Communication Plan, the project consortium has decided to use the established GESEA website and to introduce a separate and identifiable part of the website for the GESEA4EU project in order to ensure continuity and to support the eventual sustainability of the project and its outcomes.

This site located at <https://gesea/gesea4eu> website provides the main 'one stop shop' for the project clearly indicating the main activities and purpose of the project, partners, and funding support. It was launched online at the end of April 2023 to coincide with the official launch of the project at the end of Month 3 and will continue to be supported and elaborated throughout the lifetime of the project and for a period after.

Management of this website is carried out by the Communications and Disseminations team at ATIT in close collaboration with staff in the central ESGE office and with the input and engagement of all GESEA4EU partners.

Current sections of the website

The GESEA4EU website is currently organised into six main sections, each serving a specific purpose to inform and engage visitors. These sections are:

- About
- Partners
- Events
- News
- Gallery
- Contact us



About

This page presents a short overview of the project, offering a drop-down menu with several informative sections.

A box at the top provides the option to open this introductory page in any one of the 8 Partner languages.

According as the project develops and materials in different language versions



are added, the website will be adjusted to provide various language version of the different outputs including the training material descriptions.

Project Objectives

The first of the drop-down options on the About page is the **Project Objectives** section which outlines the goals and aims of the project, providing a clear description of its purpose.

This page of the website presents a concise explanation of the key objectives of the GESEA4EU project. By clicking on each objective, the reader can get more detailed information.



Objective 1 focuses on conducting an inventory and classification of simulation training tools and programs used within the scope of the GESEA Educational Programme.

Objective 2 aims to standardise European training modules as part of the GESEA Educational Programme for gynaecological surgeons.

Objective 3 expands the GESEA Educational Programme by developing standardised training modules for nurses and non-medical staff, recognizing their crucial role in surgical procedures.

Objective 4 focuses on implementing and validating the developed learning modules, ensuring their effectiveness and relevance.

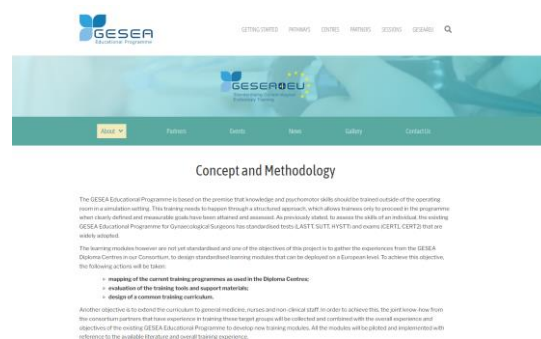
Objective 5 aims to gain broad European recognition for the GESEA Training Methodology through the European Board & College of Obstetrics and Gynaecology (EBCOG).

Objective 6 emphasises the dissemination and exploitation of GESEA by extending the network of Training Centres across Europe and providing training materials in native languages.

Concepts and Methodology

The second section under **About** is the **Concepts and Methodology** section which explains the underlying principles and approach upon which the GESEA Educational Programme is based, emphasising the importance of structured training and assessment.

This section is divided into two further sub-sections:



1. The Training Methodology which delves into the specific methods employed to deliver effective training, highlighting the use of simulation settings and standardised tests.
2. The GESEA Learning Modules section which is divided into four main categories: General Modules, Laparoscopy Modules, Hysteroscopy Modules, and Robotic Modules. Each module is tailored to a specific target group and is described in brief, along with the indication of whether it is delivered online, on-site, or through a hybrid approach. This allows users to easily navigate and access the relevant modules based on their professional roles and training needs. Lastly, the Project Updates section provides the audience with the latest news and developments, ensuring that they are kept informed about the progress and advancements of the GESEA4EU project.


This section explains how the GESEA4EU project aims to enhance surgical training in gynaecology and general medicine by implementing a structured educational program based on simulation training, how to seeks to standardise learning modules, expand the curriculum to include various healthcare professionals, and train trainers to facilitate program expansion across Europe.

This part gives an adequate background before delving into the details of the methodology and modules.

Training Methodology

This section indicates how the training methodology of GESEA incorporates a structured learning approach that includes e-learning, distance learning, simulation training, instructor-led training, mentoring, and roleplaying. Simulated training modules begin with a baseline test to assess the current skill level of healthcare professionals, followed by a post-course test and evaluation to measure skill improvement. Skill tests such as LASTT, SUTT, HYSTT, and SRTT are used for laparoscopic, suturing, hysteroscopic, and robotics training, respectively. E-learning content is divided into sections with quizzes for knowledge assessment, and certificates of completion are awarded.

For gynaecological surgeons, the training methodology follows the certification pathway of the GESEA Educational Programme, with progress and credentials earned through completion of laparoscopy and hysteroscopy learning modules. General practitioners, nurses, and non-clinical staff are assessed for skill and knowledge retention, while trainers play a crucial role by instructing GESEA end-users. To become a GESEA trainer, candidates must complete the certification pathway, gain experience, and apply for trainer status. They then undergo Train-the-Trainer workshops and evaluation before officially starting as GESEA trainers.

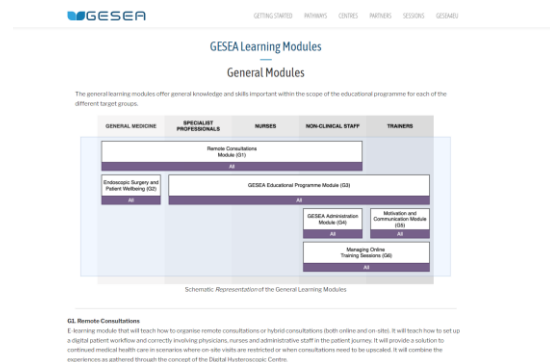


GESEA Learning Modules

This part includes a drop-down menu with the 4 main learning modules of GESEA:

- General modules
- Laparoscopy modules
- Hysteroscopy modules
- Robotic modules

Each module is designed to cater to a specific target group, providing a concise description and indicating the type of module, whether it is online, on-site, or hybrid. These modules will be available in hybrid and on-site formats, catering to specialists, nurses, and trainers.



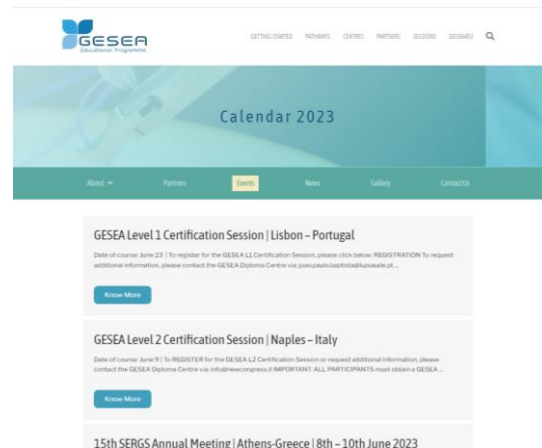
Partners

In this section, the logos of all 16 GESEA4EU partners are listed and by clicking on each, visitors are directed to the main website of the partner. This section will be modified and enhanced in the coming months. More information can be found in the later section 'Next Steps'..



Events

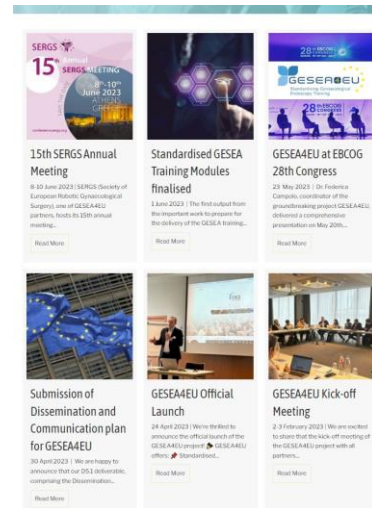
The Events section of the GESEA4EU website serves as a resource, listing all relevant events, conferences, trainings, and congresses run by GESEA4EU partners. Drawing from the event calendar of the European Society for Gynaecological Endoscopy (ESGE), this section ensures participants have access to a diverse range of gatherings related to gynaecological surgery and endoscopy. This Events section will be regularly updated and developed in the coming months according as the agenda of GESEA4EU training courses is finalised with the participating partners.



News


The "News" page of the GESEA₄EU website provides updates and information about the latest news, events, and developments related to the GESEA project. It serves as a platform to keep the audience informed about the progress, achievements, and significant milestones of the project.

The "News" section is being regularly updated to ensure that visitors have access to the most recent information and can stay up to date with the advancements and innovations happening within the GESEA project. Once GESEA₄EU training starts in earnest in Autumn 2023, regular news items showing the different courses underway will be included in this section.



Contact Us

The "Contact Us" page is designed to facilitate effective communication. Here visitors can find the email address of GESEA₄EU, and also the social media platforms on which the project is active and approachable.



Next steps

In the upcoming months, two sections will be added to the **About** page:

Project Update will provide a short update on the progress of the GESEA4EU project on a quarterly basis. The aim of this section is to ensure that stakeholders and visitors can access regular updates and stay informed about the advances, achievements, and significant milestones reached within the project.

Project Output will provide a space where all public outputs from the project are available for download. This will include all public deliverables, reports, presentations, and videos can be found.

Language versioning: at the moment only the 'About' section is available in all partner languages. According as more materials in multiple languages come on board, the site will be adjusted to accommodate these. A downloadable version of the project leaflet in all partner languages will also be available on the website from M8 onwards.

Events, News, and Gallery pages will be continuously updated to help the visitors with the latest information about the project.

Partners section: The section on partners will also be expanded and improved over the next few months. It is intended that clicking on each partner's logo would open a new tab with a page containing a brief description of the partner as well as contact information. Furthermore, with partners agreement, contact for partners in specific language communities will be added to the sections adjusted for specific languages to facilitate contacts within specific linguistic groups.

